



Mobile User Guide

Lingobee is a mobile app to collect, annotate and share words or phrases to support your language learning.

This guide shows you how to use Lingobee on your mobile phone.

Version 30 April 2012



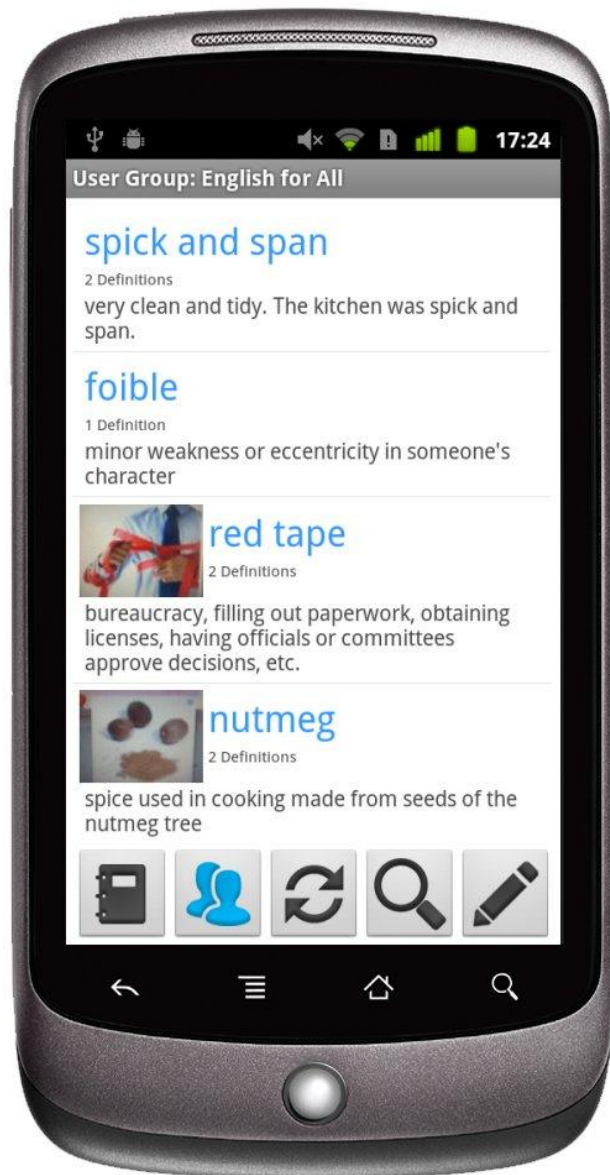
Start-up

To start the application, click the Lingobee icon on your home screen or in your applications tray:



Lingobee automatically checks for updates on start-up.

You can disable automatic updates in the Settings (page 7)



Browse

After start-up you can browse words in your Favourites or from your Usergroup. Use the buttons at the bottom to switch between the two lists.



Show Favourites

- Definitions you have added yourself or marked as Favourites
- Favourites are stored on your phone and can be viewed without an Internet connection



Show Usergroup

- Words in the Usergroup are stored online and cannot be browsed without an Internet connection.
- You can join a different Usergroup in the Menu (page 6)



Refresh

- Refresh the wordlist to see new entries



Search, Filter, Sort

- Full-text search in Favourites or Usergroup
- Filter list by categories
- Sort list by date or alphabetically



Add new word

- New words are automatically shared with the Usergroup and added to your Favourites
- Upload to Usergroup might be delayed if there is no Internet connection

Touch or tap any word in the list to see more information.



Detail

After tapping a word in the Favourites or Usergroup lists, the Detail screen shows up with pronunciation support, definitions and tools to rate, flag or add them to your Favourites.



Text-to-Speech

- Speaks out the word to give an idea how it is pronounced



User profile

- Touch the photo or name of the user who contributed this definition to bring up her/his profile



Star rating

- Star rating for this definition
- Definitions with higher ratings are shown first



Audio comment

- Play an audio comment by this user
- Audio comment might take a while to load (!)
- Crank up volume when audio comment is playing



Web link

- Starts the browser and shows a web page added by this user
- When finished with the web page, hit phone's back button to return to Lingobee

Continued next page...



Detail

... continued from previous page



Add to Favourites

- Only visible if the definition is not yet in your favourites
- Adds this definition, not the whole word (!)



Remove from favourites

- Only visible if the definition is currently in your favourites
- Removes this definition, not the whole word



Rate definition

- Rate or adjust your current rating for this definition
- Definitions with higher ratings are shown first



Flag definition

- Flag a definition as spam / wrong / inappropriate
- A message is sent to the group admin to check the definition



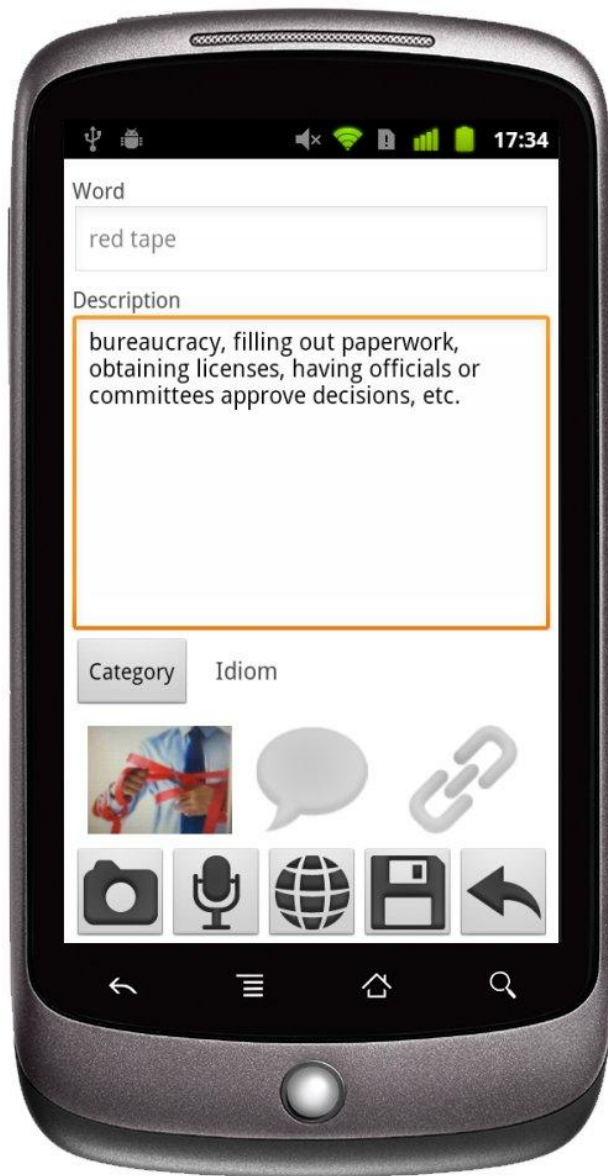
Add definition

- Add a new definition or comment on a previous definition
- Edit definition if it's your own



Back

- Go back to the Favourites or Usergroup list
- Does the same as the back button on your phone



Edit

After pressing the Pen icon in the Browse or Edit screens, the Edit screen is shown where you can add a new word or definition.



Select category

- Select categories for the new definition



Add picture

- Add a picture to the new definition
- The camera will start



Add audio comment

- Record an audio comment to this definition
- The audio recorder will start



Add web link

- Add a web link to this definition
- The browser will start



Save

- Save the new word or definition



Save

- Go back to the Favourites or Usergroup list
- Does the same as the back button on your phone



Menu

Press the Menu button on your phone to bring up the the menu options.



My Profile

- Edit your user profile and set you profile image
- Internet connection required



Usergroup

- Join a Usergroup
- Internet connection required



Settings

- Edit application Settings (page 7)



Feedback

- Send feedback directly to the developers
- Use for bug reports, ideas how to make Lingobee better
- Internet connection required



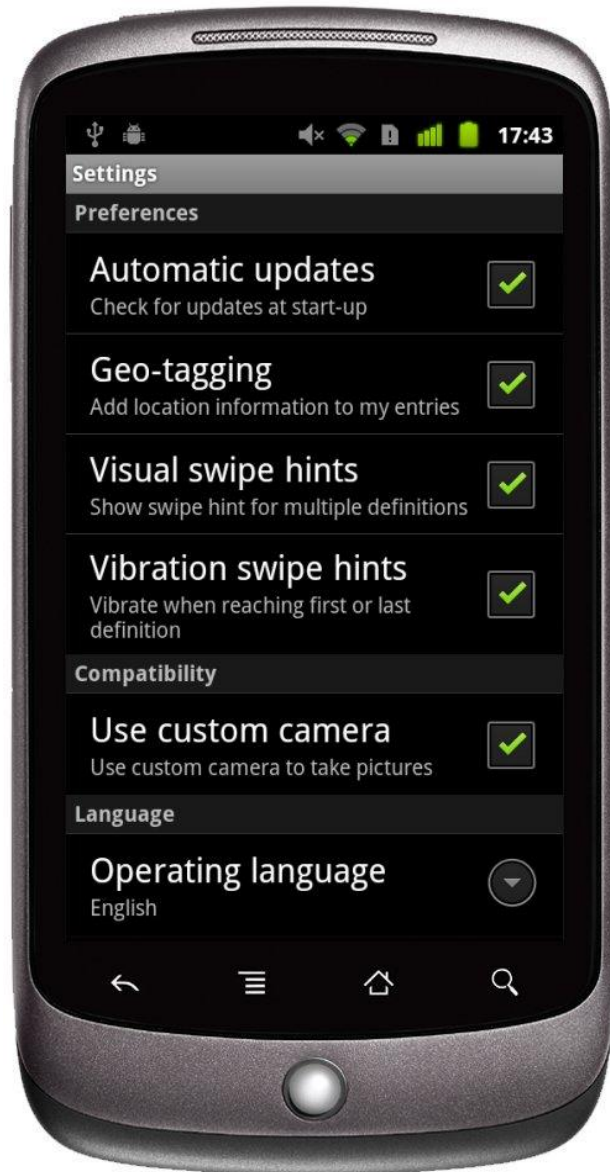
Help

- Show help information for the current screen
- Internet connection required



About

- Show general information about the app



Settings

Press the Menu button on your phone and then select Settings to bring up this screen.

Automatic updates

- Default is ON to automatically update the app to the latest version
- Disable if you have an unreliable internet connection to speed up start-up

Geo-tagging

- Default is ON to automatically add geo tags, e.g. to plot entries on a map
- Disable if you do not want to add location information

Visual swipe hints

- Default is ON to show swipe hints when there is more than one definition
- Disable if you do not want to visual swipe hints

Vibration swipe hints

- Default is ON to vibrate when coming to the first or last definition
- Disable if you do not want vibration swipe hints

Use custom camera

- Default is ON to use Lingobee's own camera to add pictures
- Disable if you have problems with the camera or prefer the default camera

Operating language

- By default Lingobee uses the default language on your phone
- Use this setting to force another language
- This is independent of the language you are learning

Wipe my data

- Delete Favourites, Settings and Lingobee account information from phone
- If you borrowed a phone, use this before returning it

Feedback and Support

There are two different support channels for:

- a) questions and suggestions relating to language learning in your Usergroup, and
- b) technical issues and requests for additional features in the application

Language learning questions like...

- what kind of words should I add?
- do I have to provide a definition each time?
- can I provide a definition in my mother tongue or in another language?
- do I have to add media to each entry?
- can I comment on definitions instead of adding a new one?
- do I have to provide profile information about me?
- can I use the phone to make calls or send txt messages?
- when do I have to give back the phone?
- etc.

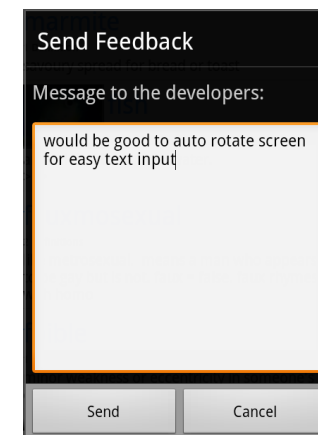
...should be directed to your teacher or group admin

Technical problems and suggestions like...

- the camera does not work
- sound is not played back properly
- the application does not start up or behaves funny
- can I add my entries automatically to Twitter or Facebook?
- it would be cool to add video
- etc.

...should be sent directly to the developers via Menu > Feedback

The developers may not be able to respond to each message, but they do welcome your feedback as it helps to make Lingobee better!



Acknowledgements

SIMOLA

Lingobee is being developed by the SIMOLA project with partners from:

- University of Brighton
- StudyGroup
- ROC van Amsterdam
- University of Molise
- Baltic Education Technology Institute
- Norwegian University of Science and Technology
- Hungarian e-University Network
- Tokyo University of Agriculture and Technology



Education and Culture DG

Lifelong Learning Programme

Support by the EU Lifelong Learning Programme.

Project Number: LLP 511776-LLP-1-2010-1-UK-KA3-KA3MP